

# PRODUCT ID: 8814

## Outdoor Blank-out LED Direct-view Sign

### MODEL

TCL1026GR-220DS



### DIMENSIONS

10" H x 26" W x 2.5" D (est. 6.721 lbs)

### CLASS

CLASS: TCL Series

Control Method: Switch (not included) or external relay.

### CONSTRUCTION

Cabinet: 1-piece, corrosion resistant, extruded aluminum frame, 2.5" deep.

Face Material: 1/8" impact resistant, smoke-tinted polycarbonate (5109)

Faces: Single Faced Sign

Finish: Duranodic Bronze

Mounting Channel:

### ELECTRICAL

Flashing: Not Included

Input Voltage: 120-277 VAC

UL/cUL Listed: Listed for wet locations


### MESSAGE

Illumination: Super bright direct view LEDs. Message blanks out when off.

Sign Messages: See message table below

## Product View


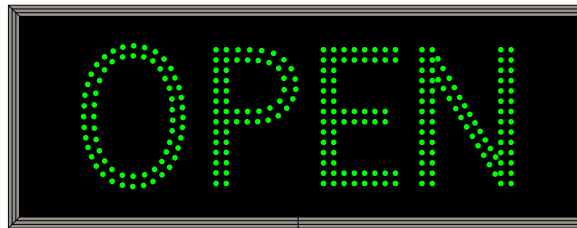
NOTE: Sign image may not exactly represent the finished product. For illustration purposes only.



MESSAGE	LED/COLOR	HEIGHT	AMPS
OPEN	Green Wide Angle LEDs	6.0"	0.209-0.091
FULL	Red Wide Angle LEDs	6.0"	0.093-0.040

NOTE: Above messages are independently controlled.

### Sample Display Options



### Directional Systems

2250 West 23rd St

Erie, PA 16506

Phone: (877) 827-8296

Fax: (877) 827-8291

Email: sales@directionalsystems.com

Website: [www.directionalsystems.com](http://www.directionalsystems.com)



Proudly Made in the USA