

PRODUCT ID: 57082

Outdoor Blank-out LED Direct-view Sign

MODEL

TCL77DWW-224H/12-24VDC



DIMENSIONS

7" H x 7" W x 5.5" D (est. 8.515 lbs)

CLASS

CLASS: TCL Series

Control Method: Switch (not included) or external relay.

CONSTRUCTION

Back Construction: 0.050" Lift-n-Shift Back

Cabinet: Corrosion resistant, extruded aluminum frame. 5.5" deep, mitered construction.

Face Material: Injection molded, impact resistant Lexan hood with Lexan lenses

Faces: Double Faced Sign

Finish: Duranodic Bronze

Mounting Channel: None

ELECTRICAL

Flashing: Factory setting 55fpm.

Input Voltage: 12-24 VDC

Photodimming: None

UL/cUL Listed: Listed for wet locations

MESSAGE

Illumination: Super bright direct view LEDs. Message blanks out when off.

Sign Messages: See message table below

MESSAGE

MESSAGE	LED/COLOR	HEIGHT	AMPS
White Indicator Dot	White Wide Angle LED	4.0"	0.533-0.267
White Indicator Dot (Flashing)	White Wide Angle LED	4.0"	0.533-0.267
White Indicator Dot	White Wide Angle LED	4.0"	0.533-0.267
White Indicator Dot (Flashing)	White Wide Angle LED	4.0"	0.533-0.267

NOTE: Above messages are independently controlled.

Directional Systems

2201 W 50th St.

Erie, PA 16509

Phone: (877) 827-8296

Fax: (877) 827-8291

Email: sales@directionalsystems.com

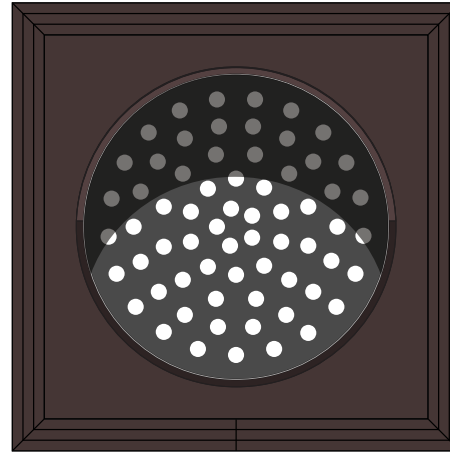
Website: www.directionalsystems.com




Product View

NOTE: Sign image may not exactly represent the finished product. For illustration purposes only.

Side A




7 in



7 in

5 1/2 in

Side B



Frame Detail

