

PRODUCT ID: 52298
Outdoor Blank-out LED Direct-view Sign

MODEL
TCL926DGRGR-220/120-277VAC



DIMENSIONS
9" H x 26" W x 5.5" D (est. 10.789 lbs)

CLASS
CLASS: TCL Series
Control Method: Switch (not included) or external relay.

CONSTRUCTION
Back Construction: 0.050" Lift-n-Shift Back
Cabinet: Corrosion resistant, extruded aluminum frame. 5.5" deep, mitered construction.
Face Material: 1/8" impact resistant, smoke-tinted acrylic (5109)
Faces: Double Faced Sign
Finish: Duranodic Bronze
Mounting Channel: None

ELECTRICAL
Flashing: Not Included
Input Voltage: 120-277 VAC
Photodimming: None
UL/cUL Listed: Listed for wet locations

MESSAGE
Illumination: Super bright direct view LEDs. Message blanks out when off.
Sign Messages: See message table below

MESSAGE	LED/COLOR	HEIGHT	AMPS
OPEN	Green Wide Angle LED	6.0"	0.072-0.031
FULL	Red Wide Angle LED	6.0"	0.039-0.017
OPEN	Green Wide Angle LED	6.0"	0.072-0.031
FULL	Red Wide Angle LED	6.0"	0.039-0.017

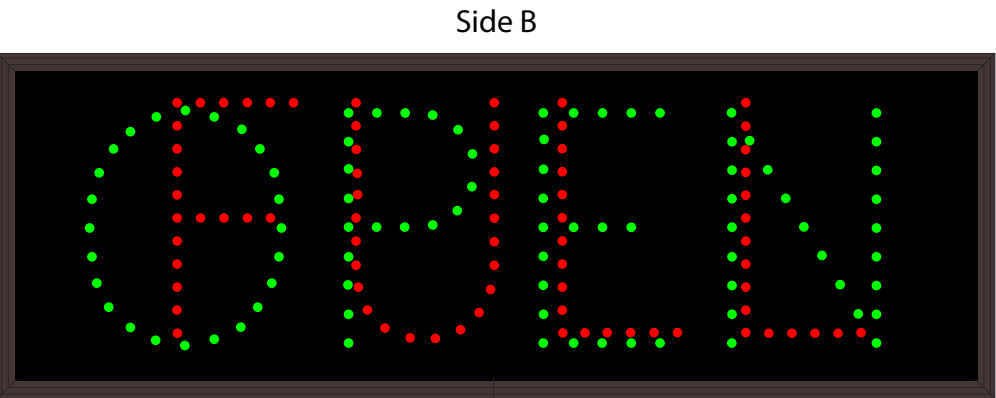
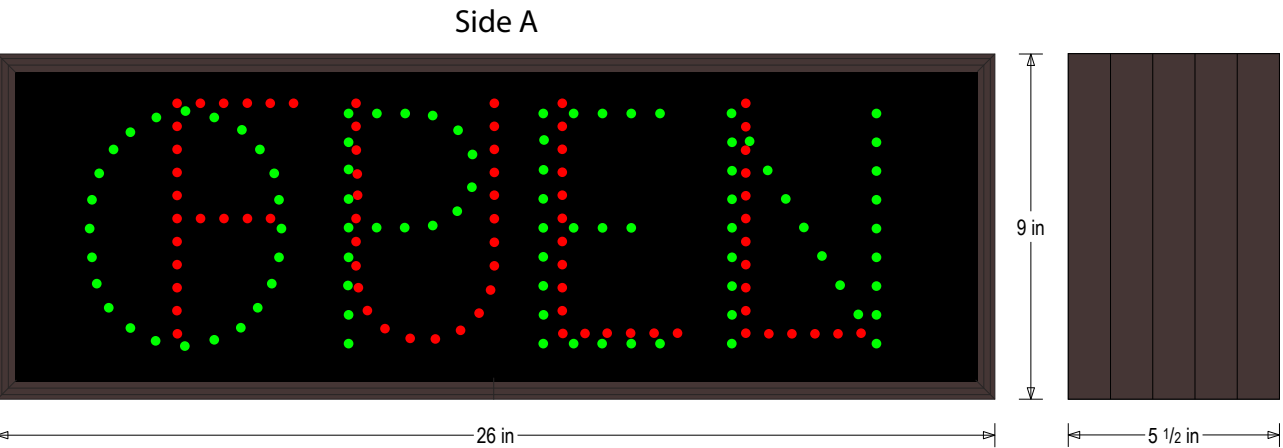
NOTE: Above messages are independently controlled.

Directional Systems
2201 W 50th St.
Erie, PA 16509
Phone: (877) 827-8296
Fax: (877) 827-8291
Email: sales@directionalsystems.com
Website: www.directionalsystems.com


Directional
Systems

Product View

NOTE: Sign image may not exactly represent the finished product. For illustration purposes only.



Sample Display Options



Frame Detail

