

## PRODUCT ID: 50050

### Outdoor Blank-out LED Direct-view Sign

#### MODEL

TCL926GRR-202/120-277VAC



#### DIMENSIONS

9" H x 26" W x 2.5" D (est. 5.747 lbs)

#### CLASS

CLASS: TCL Series

Control Method: Switch (not included) or external relay.

#### CONSTRUCTION

Back Construction: 0.050" Lift-n-Shift Back

Cabinet: 1-piece, corrosion resistant, extruded aluminum frame, 2.5" deep.

Face Material: 1/8" impact resistant, smoke-tinted acrylic (5109)

Faces: Single Faced Sign

Finish: Duranodic Bronze

Mounting Channel: None

#### ELECTRICAL

Flashing: Not Included

Input Voltage: 120-277 VAC

Photodimming: None

UL/cUL Listed: Listed for wet locations

#### MESSAGE

Illumination: Super bright direct view LEDs. Message blanks out when off.

Sign Messages: See message table below

MESSAGE	LED/COLOR	HEIGHT	AMPS
OPEN	Green Wide Angle LED	6.0"	0.072-0.031
CLOSED	Red Wide Angle LED	6.0"	0.051-0.022
FULL	Red Wide Angle LED	6.0"	0.039-0.017

NOTE: Above messages are independently controlled.

#### Directional Systems

2201 W 50th St.

Erie, PA 16509

Phone: (877) 827-8296

Fax: (877) 827-8291

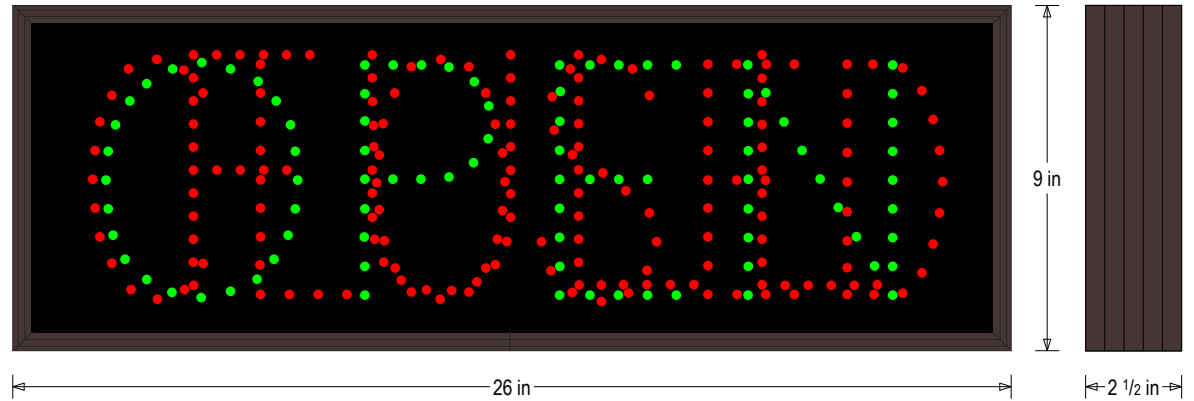
Email: sales@directionalsystems.com

Website: www.directionalsystems.com



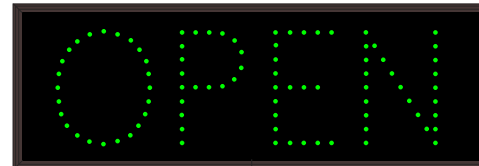


## Product View

NOTE: Sign image may not exactly represent the finished product. For illustration purposes only.



### Sample Display Options



### Frame Detail

