

PRODUCT ID: 4997

Outdoor Blank-out LED Direct-view Sign

MODEL

TCL1212A-224H

DIMENSIONS

12" H x 12" W x 2.5" D (est. 6.493 lbs)

CLASS

CLASS: TCL Series

Control Method: Switch (not included) or external relay.

CONSTRUCTION

Cabinet: 1-piece, corrosion resistant, extruded aluminum frame, 2.5" deep.

Face Material: 1/8" thick aluminum hood backed with 1/8" thick, impact resistant, smoke-tinted polycarbonate (5109)

Faces: Single Faced Sign

Finish: Duranodic Bronze

Mounting Channel:

ELECTRICAL

Flashing: Not Included

Input Voltage: 120-277 VAC

UL/cUL Listed: Listed for wet locations

MESSAGE

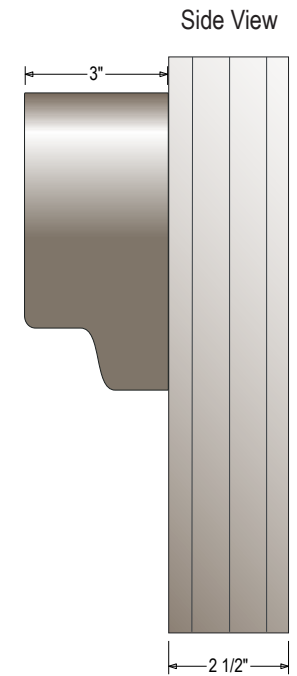
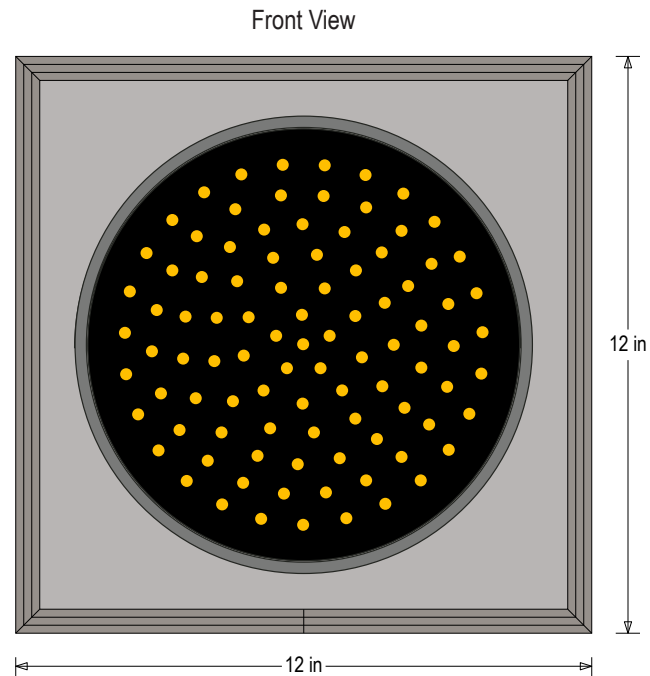
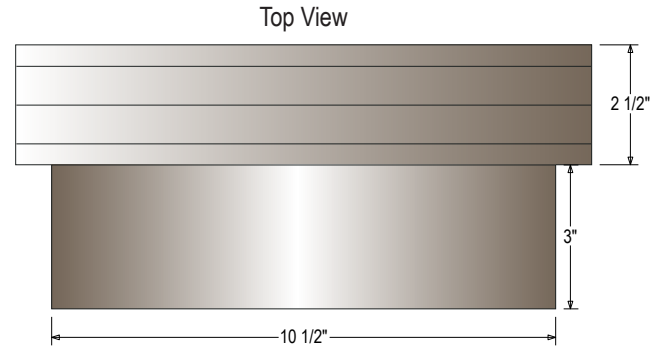
Illumination: Super bright direct view LEDs. Message blanks out when off.

Sign Messages: See message table below



Product View

NOTE: Sign image may not exactly represent the finished product. For illustration purposes only.



MESSAGE	LED/COLOR	HEIGHT	AMPS
AMBER INDICATOR DOT	Amber Wide Angle	7.5"	0.048-0.021

NOTE: Above messages are independently controlled.

Directional Systems

2250 West 23rd St

Erie, PA 16506

Phone: (877) 827-8296

Fax: (877) 827-8291

Email: sales@directionalsystems.com

Website: www.directionalsystems.com

Proudly Made in the USA

