

PRODUCT ID: 49149

Outdoor Blank-out LED Direct-view Sign

MODEL

TCL1818RG-B738TS/12-24VDC

DIMENSIONS

18" H x 18" W x 2.5" D (est. 6.531 lbs)

CLASS

CLASS: TCL Series

Control Method: Switch (not included) or external relay.

CONSTRUCTION

Back Construction: 0.050" Lift-n-Shift Back

Cabinet: 1-piece, corrosion resistant, extruded aluminum frame, 2.5" deep.

Face Material: 1/8" impact resistant, smoke-tinted acrylic (5109)

Faces: Single Faced Sign

Finish: Duranodic Bronze

Mounting Channel: None

ELECTRICAL

Flashing: Not Included

Input Voltage: 12-24 VDC

Photodimming: None

UL/cUL Listed: Listed for wet locations

MESSAGE

Illumination: Super bright direct view LEDs. Message blanks out when off.

Sign Messages: See message table below



MESSAGE

LED/COLOR

HEIGHT

AMPS

X	Red Wide Angle LED	13.625"	0.867-0.433
Right Arrow	Green Wide Angle LED	13.625"	1.267-0.633

NOTE: Above messages are independently controlled.

Directional Systems

2201 W 50th St.

Erie, PA 16509

Phone: (877) 827-8296

Fax: (877) 827-8291

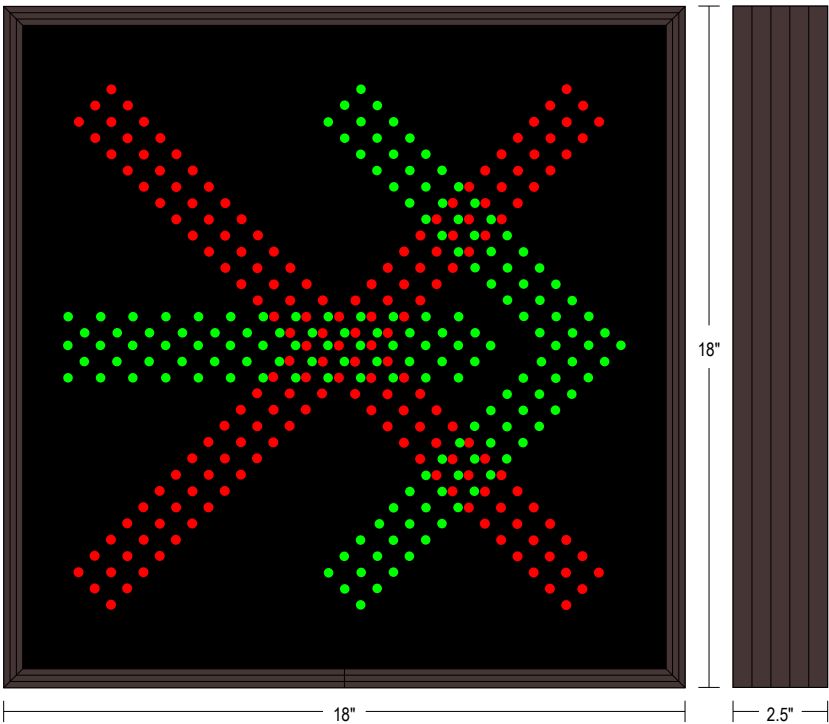
Email: sales@directionalsystems.com

Website: www.directionalsystems.com



Directional
Systems

Product View

NOTE: Sign image may not exactly represent the finished product. For illustration purposes only.



Sample Display Options



Frame Detail

