

PRODUCT ID: 49049  
Outdoor Blank-out LED Direct-view Sign

MODEL  
TCL1818RG-B738DS/12-24VDC



DIMENSIONS  
18" H x 18" W x 2.5" D (est. 6.531 lbs)

CLASS  
CLASS: TCL Series  
Control Method: Switch (not included) or external relay.

CONSTRUCTION  
Back Construction: 0.050" Lift-n-Shift Back  
Cabinet: 1-piece, corrosion resistant, extruded aluminum frame, 2.5" deep.  
Face Material: 1/8" impact resistant, smoke-tinted acrylic (5109)  
Faces: Single Faced Sign  
Finish: Duranodic Bronze  
Mounting Channel: None

ELECTRICAL  
Flashing: Not Included  
Input Voltage: 12-24 VDC  
Photodimming: None  
UL/cUL Listed: Listed for wet locations

MESSAGE  
Illumination: Super bright direct view LEDs. Message blanks out when off.  
Sign Messages: See message table below

MESSAGE	LED/COLOR	HEIGHT	AMPS
X	Red Wide Angle LED	12.0"	0.453-0.227
Right Arrow	Green Wide Angle LED	11.0"	0.653-0.327

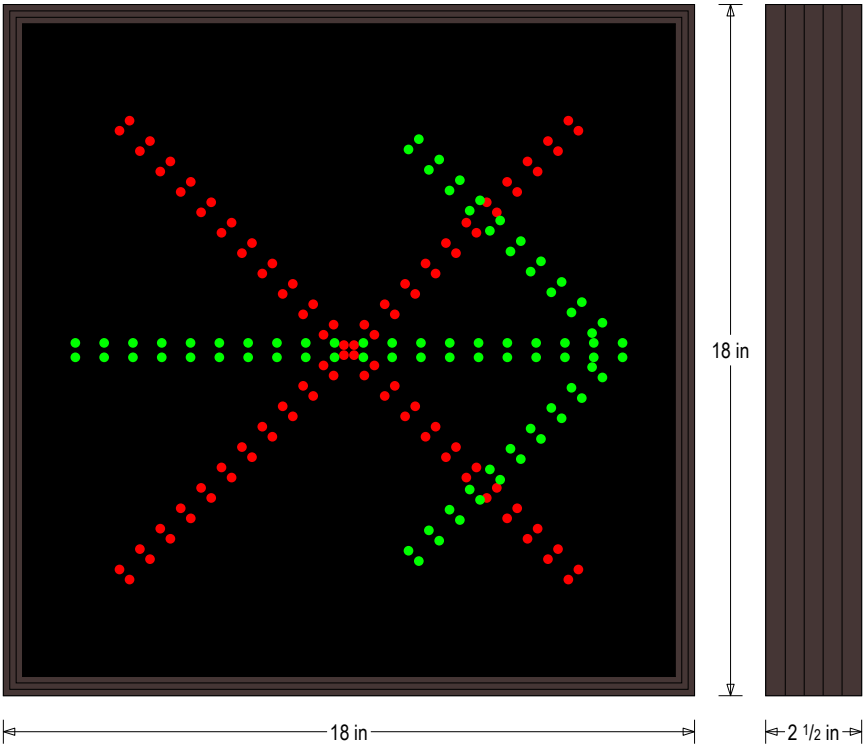
NOTE: Above messages are independently controlled.

Directional Systems  
2201 W 50th St.  
Erie, PA 16509  
Phone: (877) 827-8296  
Fax: (877) 827-8291  
Email: sales@directionalsystems.com  
Website: www.directionalsystems.com





Product View

NOTE: Sign image may not exactly represent the finished product. For illustration purposes only.



Sample Display Options



Frame Detail

