

PRODUCT ID: 33221

Outdoor Blank-out LED Direct-view Sign

MODEL

TCL1026BA-100/12-24VDC



DIMENSIONS

10" H x 26" W x 2.5" D (est. 8.886 lbs)

CLASS

CLASS: TCL Series

Control Method: Switch (not included) or external relay.

CONSTRUCTION

Back Construction: 0.050" Lift-n-Shift Back

Cabinet: 1-piece, corrosion resistant, extruded aluminum frame, 2.5" deep.

Face Material: 1/8" impact resistant, smoke-tinted polycarbonate (5109)

Faces: Single Faced Sign

Finish: Duranodic Bronze

Mounting Channel: None

ELECTRICAL

Flashing: Not Included

Input Voltage: 12-24 VDC

UL/cUL Listed: Listed for wet locations

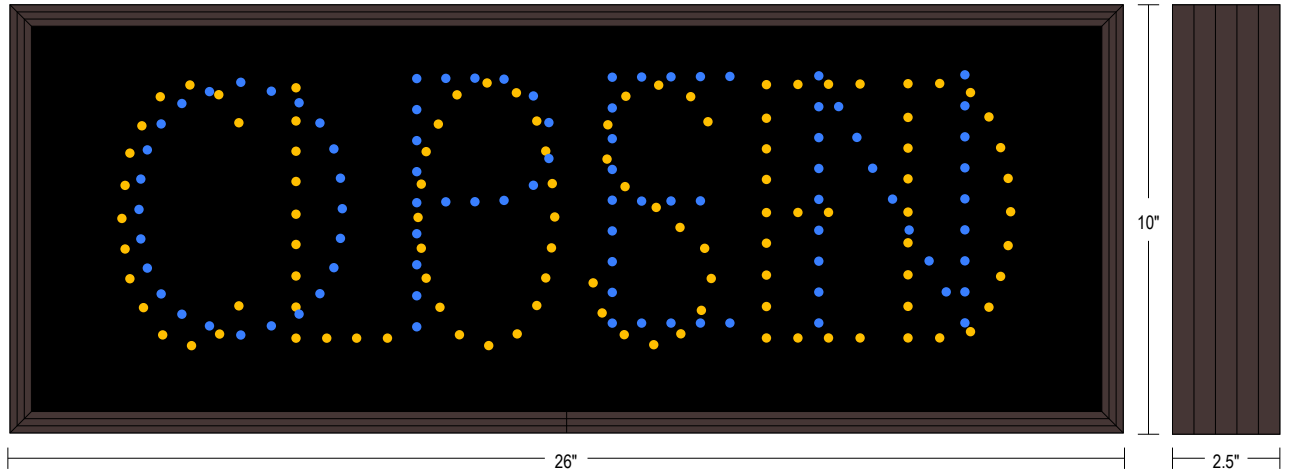
MESSAGE

Illumination: Super bright direct view LEDs. Message blanks out when off.

Sign Messages: See message table below

Product View


NOTE: Sign image may not exactly represent the finished product. For illustration purposes only.



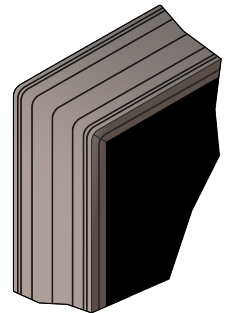
MESSAGE	LED/COLOR	HEIGHT	AMPS
OPEN	Blue Wide Angle LEDs	6.0"	0.720-0.360
CLOSED	Amber Wide Angle LEDs	6.0"	0.507-0.253

NOTE: Above messages are independently controlled.

Sample Display Options



Frame Detail



Directional Systems

2201 W 50th St.

Erie, PA 16509

Phone: (877) 827-8296

Fax: (877) 827-8291

Email: sales@directionalsystems.com

Website: www.directionalsystems.com

