

PRODUCT ID: 31681

Outdoor Blank-out LED Direct-view Sign

MODEL

TCL1212RG-A626DS/12-24VDC



DIMENSIONS

12" H x 12" W x 2.5" D (est. 3.916 lbs)

CLASS

CLASS: TCL Series

Control Method: Switch (not included) or external relay.

CONSTRUCTION

Cabinet: 1-piece, corrosion resistant, extruded all-weather frame, 2.5" deep.

Face Material: 1/8" impact resistant, smoke-tinted polycarbonate (5109)

Faces: Single Faced Sign

Finish: Duranodic Bronze

Mounting Channel: None

ELECTRICAL

Flashing: Not Included

Input Voltage: 12-24 VDC

UL/cUL Listed: Listed for wet locations

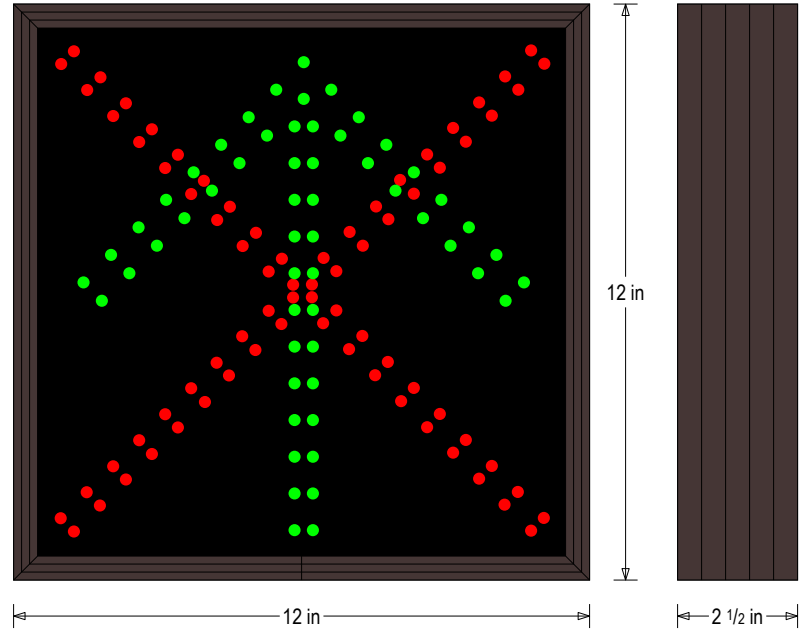
MESSAGE

Illumination: Super bright direct view LEDs. Message blanks out when off.

Sign Messages: See message table below

Product View

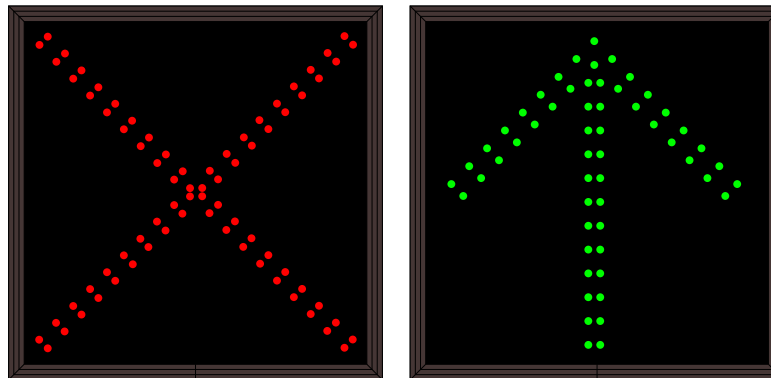
NOTE: Sign image may not exactly represent the finished product. For illustration purposes only.



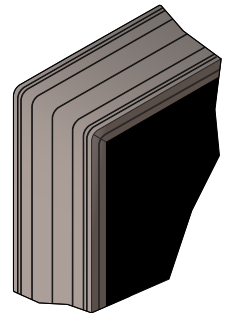
MESSAGE	LED/COLOR	HEIGHT	AMPS
X	Red Wide Angle LED	10.0"	0.387-0.193
UP ARROW	Green Wide Angle LED	9.75"	0.453-0.227

NOTE: Above messages are independently controlled.

Sample Display Options



Frame Detail



Directional Systems

2201 W 50th St.

Erie, PA 16506

Phone: (877) 827-8296

Fax: (877) 827-8291

Email: sales@directionalsystems.com

Website: www.directionalsystems.com

Proudly Made in the USA

