

PRODUCT ID: 30733

Outdoor Blank-out LED Direct-view Sign

MODEL

TCL1026GR-100/12-24VDC



DIMENSIONS

10" H x 26" W x 2.5" D (est. 6.606 lbs)

CLASS

CLASS: TCL Series

Control Method: Switch (not included) or external relay.

CONSTRUCTION

Cabinet: 1-piece, corrosion resistant, extruded aluminum frame, 2.5" deep.

Face Material: 1/8" impact resistant, smoke-tinted polycarbonate (5109)

Faces: Single Faced Sign

Finish: Duranodic Bronze

Mounting Channel:

ELECTRICAL

Flashing: Not Included

Input Voltage: 12-24 VDC

UL/cUL Listed: Listed for wet locations


MESSAGE

Illumination: Super bright direct view LEDs. Message blanks out when off.


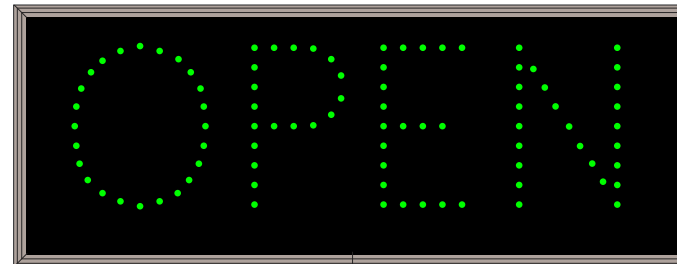
Sign Messages: See message table below

Product View

NOTE: Sign image may not exactly represent the finished product. For illustration purposes only.



Sample Display Options



| MESSAGE | LED/COLOR | HEIGHT | AMPS |
|---------|----------------------|--------|-------------|
| OPEN | Green Wide Angle LED | 6.0" | 0.720-0.360 |
| CLOSED | Red Wide Angle LED | 6.0" | 0.507-0.253 |

NOTE: Above messages are independently controlled.

Directional Systems

2250 West 23rd St

Erie, PA 16506

Phone: (877) 827-8296

Fax: (877) 827-8291

Email: sales@directionalsystems.com

Website: www.directionalsystems.com

Proudly Made in the USA

