

# PRODUCT ID: 21837

## Outdoor Blank-out LED Direct-view Sign

### MODEL

TCL1026RG-225/120-277VAC



### DIMENSIONS

10" H x 26" W x 2.5" D (est. 8.689 lbs)

### CLASS

CLASS: TCL Series

Control Method: Switch (not included) or external relay.

### CONSTRUCTION

Back Construction: 0.050" Lift-n-Shift Back

Cabinet: 1-piece, corrosion resistant, extruded aluminum frame, 2.5" deep.

Face Material: 1/8" impact resistant, smoke-tinted polycarbonate (5109)

Faces: Single Faced Sign

Finish: Duranodic Bronze

Mounting Channel: None

### ELECTRICAL

Flashing: Not Included

Input Voltage: 120-277 VAC

Photodimming: None

UL/cUL Listed: Listed for wet locations

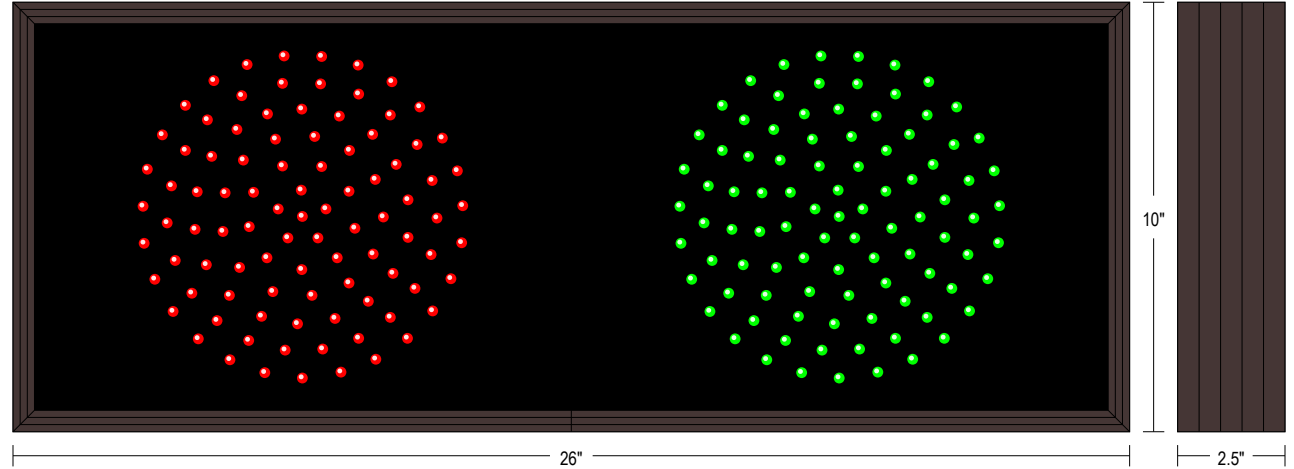
### MESSAGE

Illumination: Super bright direct view LEDs. Message blanks out when off.

Sign Messages: See message table below

## Product View

NOTE: Sign image may not exactly represent the finished product. For illustration purposes only.



MESSAGE	LED/COLOR	HEIGHT	AMPS
Red Indicator Dot	Red Wide Angle LEDs	7.5"	0.045-0.020
Green Indicator Dot	Green Wide Angle LEDs	7.5"	0.077-0.034

NOTE: Above messages are independently controlled.

### Directional Systems

2201 W 50th St.

Erie, PA 16509

Phone: (877) 827-8296

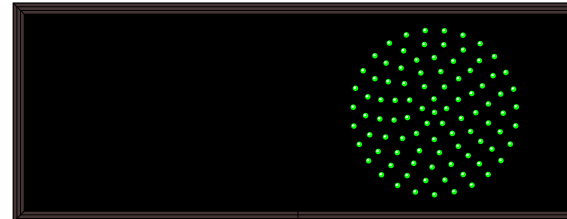
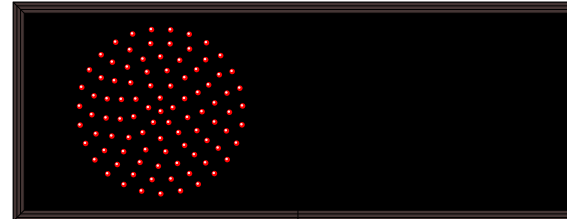
Fax: (877) 827-8291

Email: sales@directionalsystems.com

Website: www.directionalsystems.com



### Sample Display Options



### Frame Detail

