

PRODUCT ID: 12500

Outdoor Blank-out LED Direct-view Sign

MODEL

TCL1026GRR-C766



DIMENSIONS

10" H x 26" W x 2.5" D (est. 11 lbs)

CLASS

CLASS: TCL Series

Control Method: Switch (not included) or external relay.

CONSTRUCTION

Cabinet: 1-piece, corrosion resistant, extruded aluminum frame, 2.5" deep.

Face Material: 1/8" impact resistant, smoke-tinted polycarbonate (5109)

Faces: Single Faced Sign

Finish: Duranodic Bronze

Mounting Channel:

ELECTRICAL

Flashing: Not Included

Input Voltage: 120-277 VAC

UL/cUL Listed: Listed for wet locations

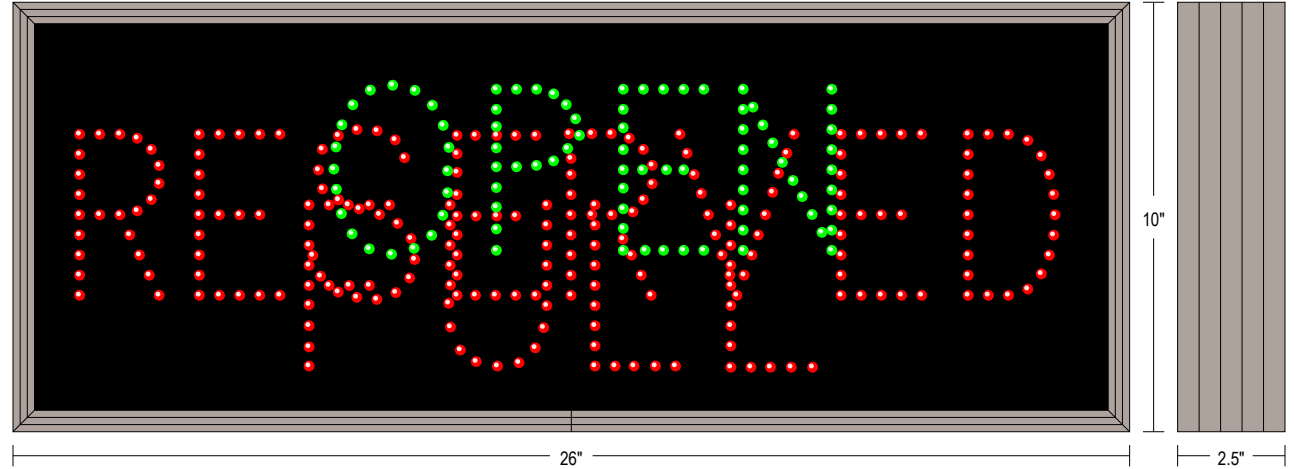
MESSAGE

Illumination: Super bright direct view LEDs. Message blanks out when off.

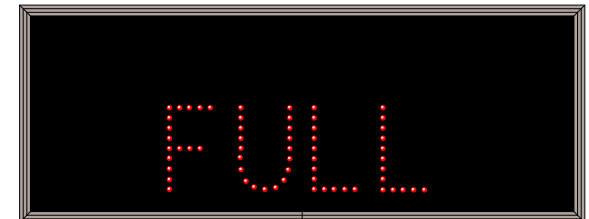

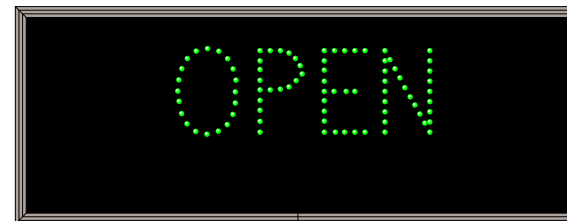
Sign Messages: See message table below

Product View

NOTE: Sign image may not exactly represent the finished product. For illustration purposes only.



Sample Display Options



MESSAGE	LED/COLOR	HEIGHT	AMPS
OPEN	Green Wide Angle LED	3.75"	0.069-0.030
FULL	Red Wide Angle LED	3.75"	0.031-0.013
RESERVED	Red Wide Angle LED	3.75"	0.081-0.035

NOTE: Above messages are independently controlled.

Directional Systems

2250 West 23rd St

Erie, PA 16506

Phone: (877) 827-8296

Fax: (877) 827-8291

Email: sales@directionalsystems.com

Website: www.directionalsystems.com

Proudly Made in the USA

