

PRODUCT ID: 10893

Outdoor Blank-out LED Direct-view Sign

MODEL

TCL714RG-225

DIMENSIONS

7" H x 14" W x 2.5" D (est. 3.348 lbs)



CLASS

CLASS: TCL Series

Control Method: Switch (not included) or external relay.

CONSTRUCTION

Cabinet: 1-piece, corrosion resistant, extruded aluminum frame, 2.5" deep.

Face Material: 1/8" impact resistant, smoke-tinted polycarbonate (5109)

Faces: Single Faced Sign

Finish: Duranodic Bronze

Mounting Channel:

ELECTRICAL

Input Voltage: 120-277 VAC

UL/cUL Listed: Listed for wet locations

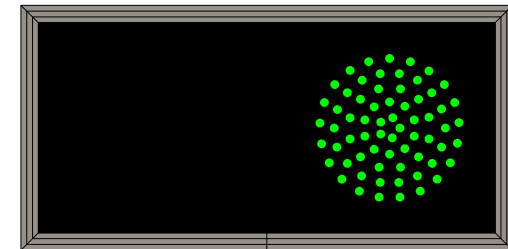
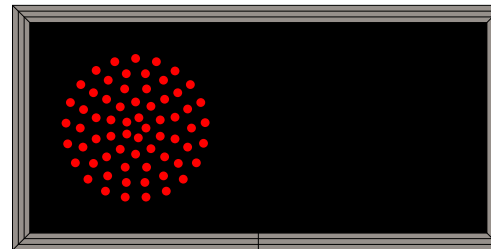
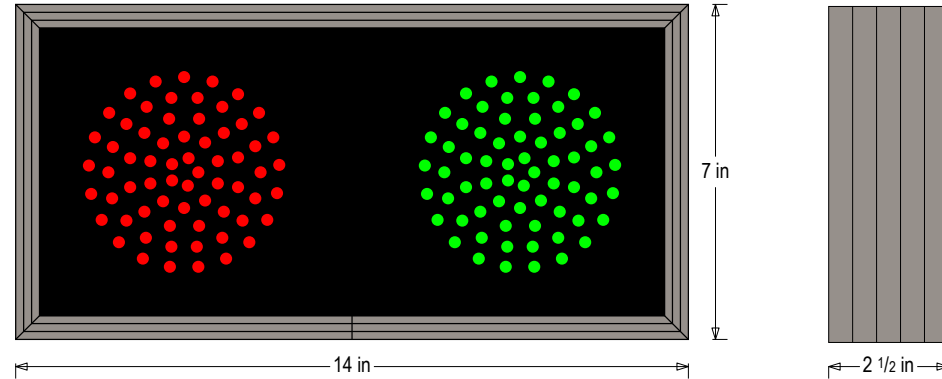
MESSAGE

Illumination: Super bright direct view LEDs. Message blanks out when off.

Sign Messages: See message table below

Product View

NOTE: Sign image may not exactly represent the finished product. For illustration purposes only.



MESSAGE	LED/COLOR	HEIGHT	AMPS
Red Indicator Dot	Red Wide Angle	4.5"	0.033-0.014
Green Indicator Dot	Green Wide Angle	4.5"	0.053-0.023

NOTE: Above messages are independently controlled.

Directional Systems

2250 West 23rd St

Erie, PA 16506

Phone: (877) 827-8296

Fax: (877) 827-8291

Email: sales@directionalsystems.com

Website: www.directionalsystems.com

Proudly Made in the USA

Directional
Systems