

LED Traffic Signal TCILH

PRODUCT NUMBER

4540

CABINET DIMENSIONS

14" H x 7" W x 9" D

ILLUMINATION SOURCE

Super bright, wide viewing angle Green and Red LEDs
Long life; Up to 100,000+hours

ELECTRICAL

Heavy-duty porcelain sockets with copper screw shell
Standard Voltage: 120 VAC, Optional Voltages: 12 V, 24 V, 240 V, 277V
Maximum amps per lighted message (at 120 V) shown in table below
(2) Light Engines included

CONSTRUCTION

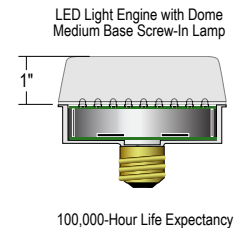
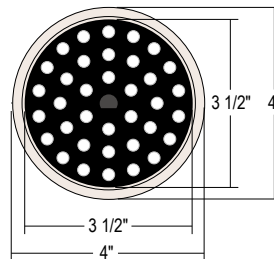

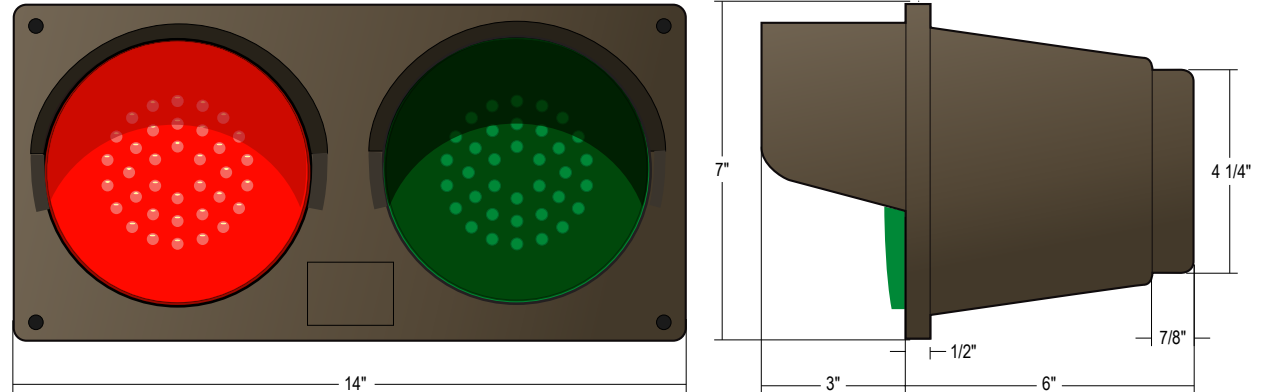
Cabinet: injection molded impact resistant polycarbonate housing and hood
Raceway: .050 Aluminum
Lens Material: Impact resistant tinted Lexan®
Lens Colors: Red, Green, Amber, Blue, and Clear

FINISH

Standard Cabinet Color: Duranodic Bronze
Custom colors available upon request

Product View

NOTE: Sign image may not exactly represent the finished product. For illustration purposes only.



MESSAGE	COLOR	HEIGHT	AMPS
Green Indicator Dot	Green Light Engine	5.5"	0.06
Red Indicator Dot	Red Light Engine	5.5"	0.06

Directional Systems

1419 West 26th St.
Erie, PA 16508
Phone: (877) 827-8296
Fax: (877) 827-8291
Email: sales@directionalsystems.com



Directional Systems

Website: www.directionalsystems.com

Proudly Made in the USA