

Side Mount SM7-SF

PRODUCT NUMBER

3061

DIMENSIONS

6" H x 4" W x 2" D

INSTALLATION METHOD

Bolted to wall surface with appropriate fasteners.

SYSTEM USES

Available for signs up to 26" wide.

CONSTRUCTION

1/8" thick extruded aluminum angle bracket. Painted Duranodic Bronze.

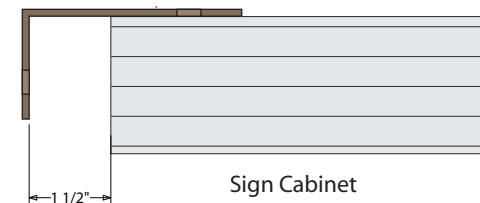
FINISH

Painted Standard Duranodic Bronze. Custom colors available upon request.

Product View

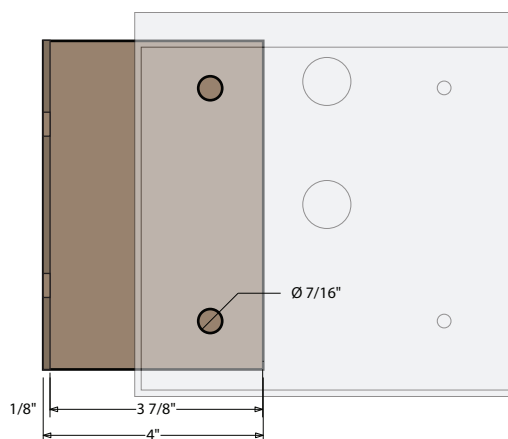
NOTE: Sign image may not exactly represent the finished product. For illustration purposes only.

Top View

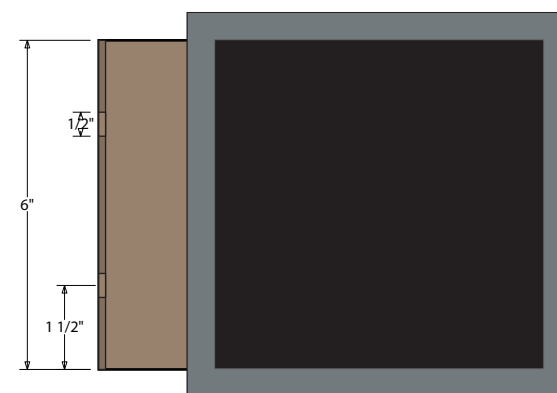


Sign Cabinet

Back View
Sign Mounting Surface



Front View



Sign Cabinet

Side Mount

- Remove the back panel.
- Mount the ceiling bracket to the desired surface (*Fasteners Not Supplied*).
- Mount the back panel to the bracket (*Fasteners Not Supplied*).

Note: Make appropriate wiring connections per local codes.



Note: Do not over tighten or distort back panel. Hang the cabinet on the top edge of the back panel

- Hinge cabinet back and replace the screws that were removed in step one on the reverse side.

Directional Systems

1419 West 26th St.

Erie, PA 16508

Phone: (877) 827-8296

Fax: (877) 827-8291

Email: sales@directionalsystems.com

Website: www.directionalsystems.com



Directional Systems

Proudly Made in the USA