

Dual Angle 30°/45° Mount DAM1818-30/45

PRODUCT NUMBER

1795

DIMENSIONS

17.75" H x 18" W x 9" D

INSTALLATION METHOD

Bolted to wall surface with appropriate fasteners.

SYSTEM USES

Available for all signs. If sign is larger than 42" in length use double post projection mount with custom cut angled baseplates.

CONSTRUCTION

1/8" thick aluminum; single bracket has both 30° and 45° angles.

Size dependent upon size.


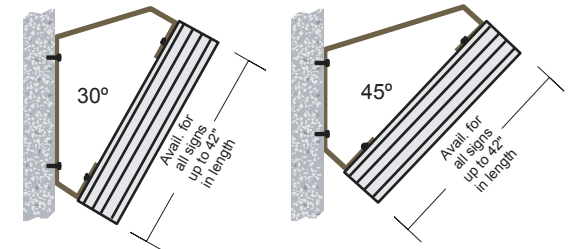

FINISH

Standard Cabinet Color: Duranodic Bronze

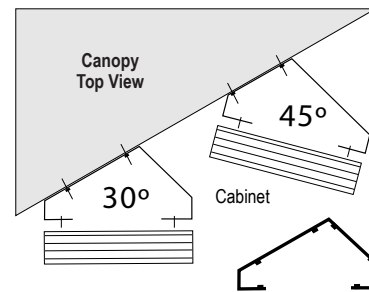
Custom colors available upon request

Product View

NOTE: Sign image may not exactly represent the finished product. For illustration purposes only.



Installation



One bracket, two angles. Custom angles available.

Angle Mount

- Remove the back panel.
- Mount the angle bracket to the desired surface (*Fasteners Not Supplied*).
- Mount the back panel to the angle bracket (*Fasteners Not Supplied*).

Note: Make appropriate wiring connections per local codes.



Note: Do not over tighten or distort back panel. Hang the cabinet on the top edge of the back panel

- Hinge cabinet back and replace the screws that were removed in step one on the reverse side.

Directional Systems

1419 West 26th St.

Erie, PA 16508

Phone: (877) 827-8296

Fax: (877) 827-8291

Email: sales@directionalsystems.com

Website: www.directionalsystems.com



Directional Systems

Proudly Made in the USA