

PRODUCT ID: 24320

Outdoor Blank-out LED Direct-view Sign

MODEL

TCL147AA-225H/120-277VAC



DIMENSIONS

14" H x 7" W x 2.5" D (est. 4.143 lbs)

CLASS

CLASS: TCL Series

Control Method: Switch (not included) or external relay.

CONSTRUCTION

Back Construction: 0.050" Lift-n-Shift Back

Cabinet: 1-piece, corrosion resistant, extruded aluminum frame, 2.5" deep.

Face Material: Injection molded, impact resistant Lexan hood with Lexan lenses

Faces: Single Faced Sign

Finish: Duranodic Bronze

Mounting Channel: None

ELECTRICAL

Flashing: Not Included

Input Voltage: 120-277 VAC

Photodimming: None

UL/cUL Listed: Listed for wet locations

MESSAGE

Illumination: Super bright direct view LEDs. Message blanks out when off.

Sign Messages: See message table below

MESSAGE	LED/COLOR	HEIGHT	AMPS
Amber Indicator Dot	Amber Wide Angle LED	4.0"	0.033-0.014
Amber Indicator Dot	Amber Wide Angle LED	4.0"	0.033-0.014

NOTE: Above messages are independently controlled.

Directional Systems

2201 W 50th St.

Erie, PA 16509

Phone: (877) 827-8296

Fax: (877) 827-8291

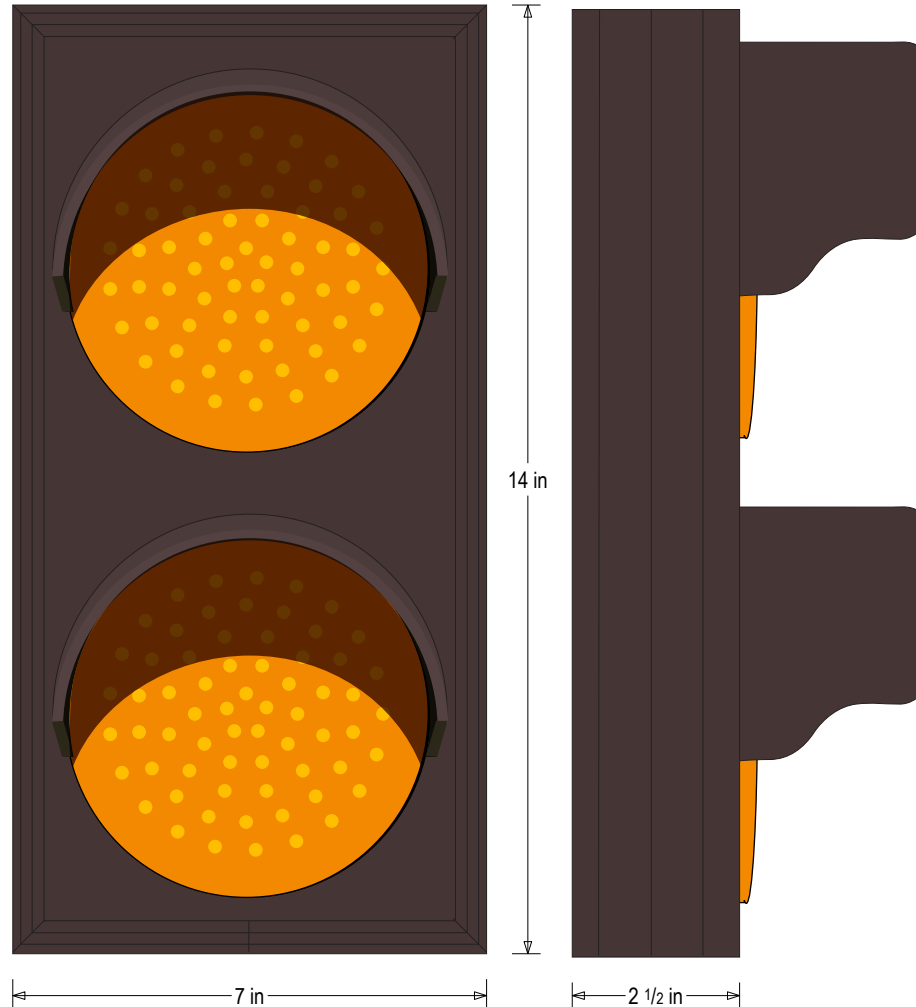
Email: sales@directionalsystems.com

Website: www.directionalsystems.com


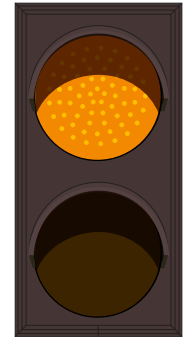


Product View

NOTE: Sign image may not exactly represent the finished product. For illustration purposes only.



Sample Display Options



Frame Detail

