

IN USE

BEAM
ON



LED SIGNS
that **ENHANCE** the
user **EXPERIENCE!**



Sign, Mounting & Accessories

Specifications

OPEN

CLEARANCE 7' 8"

CLOSED

PHX/SBL Series

Blank-out LED Backlit Signs

On State



Backlit LEDs illuminate the message through a black opaque face.

Off State



Sign "blanks-out" when off, preventing message from being viewable.

PHX Series
Outdoor /
Indoor

SBL Series
Indoor
Only

Description		PHX Series Outdoor / Indoor	SBL Series Indoor Only
Description	Blank-out sign with a block letter-style message face. Message illuminates when turned on and blanks out or disappears when off.	•	•
Illumination	Backlit high intensity LEDs	•	
	Backlit standard LEDs		•
Message	Standard Font: Swiss 721 Bold BT Custom font styles, symbols and graphics available Black message face, LEDs used determine message color. Message blanks-out (disappears) when off	•	•
LED Message Colors	Red, Green, Amber, Blue or White	•	•
Cabinet Construction	Single Face Signs One piece extruded aluminum frame with 1/8" thick translucent dark gray diffused acrylic face panel Double-faced Signs up to 14"h x 18"w One piece extruded aluminum frame with 1/8" thick translucent dark gray diffused acrylic face panel Double Faced Signs over 14"h x 18"w Available with custom engineering	•	•
Cabinet Depth	Single-faced Signs: 2 1/4" deep Double faced Signs Up to 14"h x 18"w: 5 1/2" deep Double faced Signs Larger than 14"h x 18"w: 7 1/2" deep	•	•
Cabinet Finish	Standard Duranodic Bronze; <i>Custom finishes available (See Paint Options below)</i>	•	•
Temperature and Humidity Ratings	Cabinet and sign components operate in the following temperature and humidity conditions: • Operational and storage temperature range: -40°F to +165°F • Humidity range: 0% to 99% (non-condensing)	•	•
IP/NEMA Rating	IP55/NEMA 3RX	•	
Electrical	Input voltage: 120-277VAC or 12-24VDC UL/cUL Listed for wet locations	•	•
Control	External dry contact relay Switch	•	•
Mounting	Lift'N Shift sign back offers built-in wall mounting (<i>single face signs only</i>) Ceiling, side, post or recessed mounting can be purchased separately	•	•
Accessories	Flashing; beacon strobe and piezo alarm (<i>available in cabinets ≥ 5 1/2" deep only</i>)	•	•
Warranty	5 Years	•	
	2 Years		•

Paint Options

Standard Paint Color



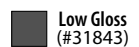
Duranodic Bronze Semi-gloss is the standard color for all sign frames and mounting

Custom Paint Color Match



Paint matched to your color and desired finish

Available Finishes



For more information about these products visit directionalsystems.com or contact sales@directionalsystems.com

directionalsystems.com

877-827-8296

PHXF/SBLF Series

LED Backlit Signs



On State



Backlit white LEDs illuminate the printed message face.

Off State



Sign message is always viewable, even when turned off.

PHXF
Series
Outdoor /
Indoor

SBLF
Series
Indoor
Only

		PHXF Series Outdoor / Indoor	SBLF Series Indoor Only
Description	Designed with a translucent message face that's readable without illumination. Ideal for full color symbols and graphics. Message face can be illuminated for added emphasis.	•	•
Illumination	Backlit high intensity LEDs	•	
	Backlit standard LEDs		•
Message	Standard Font: Swiss 721 Bold BT Custom color matching, font styles, symbols, graphics and logos available White message face, White LEDs illuminate printed message/graphics	•	•
LED Message Colors	White LEDs	•	•
Cabinet Construction	Single Face Signs One piece extruded aluminum frame with 1/8" thick translucent white polycarbonate face panel		
	Double-faced Signs up to 14"h x 18"w One piece extruded aluminum frame with 1/8" thick translucent white polycarbonate face panel	•	•
	Double Faced Signs over 14"h x 18"w Available with custom engineering		
Cabinet Depth	Single-faced Signs: 2 1/4" deep Double faced Signs Up to 14"h x 18"w: 5 1/2" deep Double faced Signs Larger than 14"h x 18"w: 7 1/2" deep	•	•
Cabinet Finish	Standard Duranodic Bronze; <i>Custom finishes available (See Paint Options below)</i>	•	•
Temperature and Humidity Ratings	Cabinet and sign components operate in the following temperature and humidity conditions: • Operational and storage temperature range: -40°F to +165°F • Humidity range: 0% to 99% (non-condensing)	•	•
IP/NEMA Rating	IP55/NEMA 3RX	•	
Electrical	Input voltage: 120-277VAC or 12-24VDC UL/cUL Listed for wet locations	•	•
Control	External dry contact relay Switch	•	•
Mounting	Lift'N Shift sign back offers built-in wall mounting (<i>single face signs only</i>) Ceiling, side, post or recessed mounting can be purchased separately	•	•
Accessories	Flashing; beacon strobe and piezo alarm (<i>available in cabinets ≥ 5 1/2" deep only</i>)	•	•
Warranty	5 Years	•	
	2 Years		•

Custom Paint Colors - Ready-mixed



White
High Gloss
(#30819)



Jet Black
High Gloss
(#30820)



Satin Black
Semi-Gloss
(#30821)



Yellow
High Gloss
(#30822)



Brushed
Aluminum
Low Gloss
(#30823)



Red
High Gloss
(#30824)



Blue
High Gloss
(#30825)



Green
High Gloss
(#30826)

For more information about these products visit
directionalsystems.com or contact sales@directionalsystems.com

Directional
Systems

877-827-8296

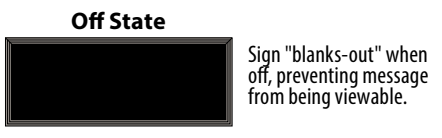
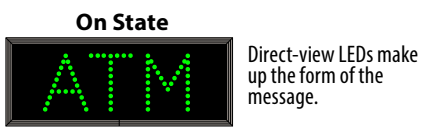
directionalsystems.com

Copyright © 2022 Directional Systems

CREDIT CARD

TCL Series

Blank-out Direct-view LED Signs



TCL Series
Outdoor / Indoor

Description	Blank-out sign with a block letter-style message face. Message illuminates when turned on and blanks out or disappears when off.	•
Illumination	Super bright, direct-view LEDs	•
Message	Black message face, contrasting LEDs illuminate when on and blank-out (disappear) when off Individual LEDs form the message characters or symbols LEDs used determine message color Custom messages available	•
LED Message Colors	Red, Green, Amber, Blue or White	•
Cabinet Construction	Single Face Signs One piece extruded aluminum frame with 1/8" thick translucent dark gray diffused acrylic face panel Double-faced Signs up to 14"h x 18"w One piece extruded aluminum frame with 1/8" thick translucent dark gray diffused acrylic face panel Double Faced Signs over 14"h x 18"w Available with custom engineering	•
Cabinet Depth	Single-faced Signs: 2 1/2" deep Double faced Signs Up to 14"h x 18"w: 5 1/2" deep Double faced Signs Larger than 14"h x 18"w: 7 1/2" deep	•
Cabinet Finish	Standard Duranodic Bronze; <i>Custom finishes available (See Paint Options below)</i>	•
Temperature and Humidity Ratings	Cabinet and sign components operate in the following temperature and humidity conditions: • Operational and storage temperature range: -40°F to +165°F • Humidity range: 0% to 99% (non-condensing)	•
IP/NEMA Rating	IP55/NEMA 3RX	•
Electrical	Input voltage: 120-277VAC or 12-24VDC UL/cUL Listed for wet locations	•
Control	External dry contact relay Switch	•
Mounting	Lift'N Shift sign back offers built-in wall mounting (<i>single face signs only</i>) Ceiling, side, post or recessed mounting can be purchased separately	•
Accessories	Audible alarm; flashing; visor; and automatic brightness dimming	•
Warranty	5 Years	•

Paint Options

Standard Paint Color
 Duranodic Bronze Semi-gloss is the standard color for all sign frames and mounting

Custom Paint Color Match
 Paint matched to your color and desired finish

Available Finishes
 High Gloss (#31841)
 Semi-Gloss (#31842)
 Low Gloss (#31843)




For more information about these products visit directionalsystems.com or contact sales@directionalsystems.com

directionalsystems.com

877-827-8296


TCIL Series

LED Traffic Controllers



On State

Super bright, direct-view LEDs illuminate the translucent colored lens.



Off State

Sign "blanks-out" when off, preventing message from being viewable.

TCIL Series
Outdoor / Indoor

Description	Weather resistant, double signal in an injection-molded, impact-resistant polycarbonate housing. Features a replaceable LED circuit board face and hood assembly. Available in a horizontal or vertical configuration.	•
Illumination	Super bright, direct-view LEDs	•
Message Face	Translucent polycarbonate lenses matched to the color of the LEDs 4" diameter monochrome dots, symbols or short words Field replaceable	•
Cabinet Construction	Two piece, injection molded polycarbonate housing and face with hoods.	•
Cabinet Depth	Single-faced: 6" Deep overall; 3" deep housing with 3" deep hoods	•
Cabinet Finish	Standard Duranodic Bronze; <i>Custom finishes available (See Paint Options below)</i>	•
Temperature and Humidity Ratings	The cabinet and sign components operate in the following temperature and humidity conditions: • Operational and storage temperature range: -40°F to +165°F • Humidity range: 0% to 99% (non-condensing)	•
IP/NEMA Rating	IP55/NEMA 3RX	•
Electrical	Input voltage: 120-277VAC or 12-24VDC UL/cUL Listed for wet locations	•
Control	External dry contact relay Switch	•
Mounting	Molded housing is provided with knockouts for wall mounting Ceiling, side, post or recessed mounting can be purchased separately	•
Accessories	Audible alarm; flashing (<i>in unison or alternating</i>)	•
Warranty	5 Years	•



Custom Paint Colors - Ready-mixed



White
High Gloss
(#30819)



Jet Black
High Gloss
(#30820)



Satin Black
Semi-Gloss
(#30821)



Yellow
High Gloss
(#30822)



Brushed
Aluminum
Low Gloss
(#30823)



Red
High Gloss
(#30824)



Blue
High Gloss
(#30825)



Green
High Gloss
(#30826)

For more information about these products visit
directionalsystems.com or contact sales@directionalsystems.com

Directional Systems

877-827-8296

directionalsystems.com

Copyright © 2022 Directional Systems

Accessories

Control Switch, Piezo Alarm, Beacon Strobe & Flasher

Control Switch



Description & Usage	Ideal for controlling our single, two-message and multi-message signs Consists of a stainless-steel toggle switch, indicator lights and a stainless-steel cover plate Custom gang configurations are available Compatible with TCL, TCIL, PHX, PHXF, SBL and SBLF Series
Electrical	12VDC, 24VDC, 120VAC, 277VAC
Specifications	Switch Plate Construction: Stainless-steel with pre-punched holes Indicator Lights: Available in Red, Green, Amber or Blue Switch Construction: Toggle switch with pre-wired pigtails
Finish	Stainless-steel toggle and brushed stainless-steel switch plate

Piezo (Audible) Alarm (Factory Installation Only)



Description & Usage	Water proof solid state shutter-type buzzer 95db at 10 feet Standard location is 2" from bottom right-side of sign cabinet, centered on frame Use with sign cabinets $\geq 2\frac{1}{2}$ " deep Compatible with TCL, TCIL or PHX, PHXF, SBL and SBLF Series $\geq 5\frac{1}{2}$ " deep
Electrical	120-277VAC or 12-24VDC
Specifications	1.41"H x 1.41"W x 1.7"D
Finish	Black

Beacon Strobe (Factory Installation Only)



Description & Usage	Amber, low profile strobe Positioned on top center of frame, unless otherwise requested Use with sign cabinets $\geq 2\frac{1}{2}$ " deep Compatible with TCL, TCIL or PHX, PHXF, SBL and SBLF Series $\geq 5\frac{1}{2}$ " deep
Electrical	120VAC (0.35A) or 12-24VDC (0.35A) UL/cUL Listed
Finish	Transparent Amber, Black

Built-in Flasher

Description & Usage	Used to flash single or multiple messages Flashing two or more messages in unison or alternating fashion Factory Installation Only Adjustable flashing rate from 6-300 flashes per minute; Factory set at 55fpm
Electrical	120-277VAC or 12-24VDC

Paint Options

Standard Paint Color



Duranodic Bronze Semi-gloss is the standard color for all sign frames and mounting

Custom Paint Color Match



Paint matched to your color and desired finish

Available Finishes



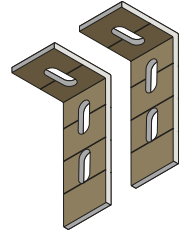
Mounting

Ceiling, Side, Post & Recessed Frame Mounts



Ceiling and Side Mount Brackets

Description & Usage	One pair of L-shaped aluminum brackets for Ceiling or Side mounting For Single or Double-faced Signs Use 1 pair of brackets for ceiling mounting signs up to 42"W x 26"H Use 1 pair of brackets for side mounting signs up to 26" square Compatible with TCL, TCIL, PHX, PHXF, SBL and SBLF Series
Lengths	4"W x 2"H x various depths dictated by sign size
Specifications	4"W x 2"H 1/8" Extruded aluminum bracket with pre-drilled mounting holes
Finish	Duranodic Bronze; Custom paint finishes available see below



2 1/4" x 3" Post

Description & Usage	For Center Post and Flag Mount applications, can be used on signs up to 26"W. For Double Post Ground, Side or Inverted (Ceiling) mounting can be used on all signs up to 84"H. Compatible with TCL, TCIL, PHX, PHXF, SBL and SBLF Series
Lengths	6" x 6" Baseplate: 40", 60" or 90" Direct Burial: 60", 90" or 120"
Specifications	2 1/4" x 3" x 0.115 Extruded aluminum post with end cap and 6" x 6" welded baseplate
Finish	Duranodic Bronze; Custom paint finishes available see below



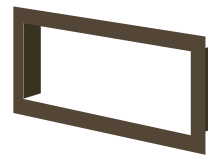
4" x 4" Post

Description & Usage	Heavy-duty, decorative post. Post has sign mounting channel on four sides. Use when mounting signs over 16 sq ft or when using a baseplate post longer than 90" Compatible with TCL, TCIL, PHX, PHXF, SBL and SBLF Series
Lengths	12" x 12" Baseplate: 40", 60", 90" or 120" Direct Burial: 60", 90" or 120"
Specifications	4" x 4" 0.115 Extruded aluminum post with end cap and 12" x 12" welded baseplate with gussets
Finish	Duranodic Bronze; Custom paint finishes available see below

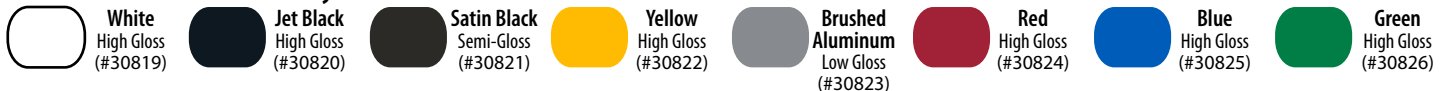


Recessed Frame

Description & Usage	Used to flush mount a sign within a wall or surface. Bolts to wall surface (fasteners not included). Custom sizes available upon request. Compatible with TCL, TCIL, PHX, PHXF, SBL and SBLF Series
Lengths	2"D with height and width dictated by sign size
Specifications	1/8" CNC routed aluminum bracket with pre-drilled mounting holes
Finish	Duranodic Bronze; Custom paint finishes available see below



Custom Paint Colors - Ready-mixed



For more information about these products visit directionalsystems.com or contact sales@directionalsystems.com



877-827-8296

directionalsystems.com

Copyright © 2022 Directional Systems

We *personalize* and *accessorize*...

Let us provide a sign that meets **your** unique requirements.

Personalize **your** design with customized selections:

- Message wording, color and font style
- Illumination style – direct-view or backlit
- Custom paint color and finish – including PMS color matching
- Full color graphics and symbols, including PMS color matching for logo branding

Optional Accessories:

- Beacon strobe
- Piezo alarm
- Flasher

Directional
Systems

2201 West 50th Street • Erie, Pennsylvania 16509
Toll Free: **877-827-8296** • Fax: **877-827-8291**

directionalsystems.com

Copyright © 2022 Directional Systems