



LED SIGNS
that **ENHANCE** the
parking **EXPERIENCE!**



LED Signs & Signals for

Parking Facilities

Directional Systems

directionalsystems.com

Entrances, Exits and Wayfinding



EXIT
 14" h x 34" w x 2 1/2" d
 Double Stroke
 ID#: 5305 (120-277VAC)
 ID#: 52868 (12-24VDC)



FULL
 7" h x 18" w x 2 1/2" d
 Double Stroke
 ID#: 5911 (120-277VAC)
 ID#: 30139 (12-24VDC)



OPEN | FULL
 7" h x 18" w x 2 1/2" d
 Overlaid
 ID#: 5898 (120-277VAC)
 ID#: 30199 (12-24VDC)




ENTER | EXIT
 7" h x 18" w x 2 1/2" d
 Overlaid
 ID#: 5894 (120-277VAC)
 ID#: 30357 (12-24VDC)



OPEN | CLOSED
 7" h x 18" w x 2 1/2" d
 Overlaid
 ID#: 5887 (120-277VAC)
 ID#: 39858 (12-24VDC)



Bright LED signs keep your traffic moving



X | Down Arrow
 10" h x 10" w x 2 1/2" d
 Overlaid Triple Stroke
 ID#: 45658 (120-277VAC)
 ID#: 47836 (12-24VDC)



X | Up Arrow
 10" h x 10" w x 2 1/2" d
 Overlaid Triple Stroke
 ID#: 47642 (120-277VAC)
 ID#: 47632 (12-24VDC)



X | Down Right Arrow
 10" h x 10" w x 2 1/2" d
 Overlaid Triple Stroke
 ID#: 53200 (120-277VAC)
 ID#: 53103 (12-24VDC)



X | Down Arrow
 18" h x 18" w x 2 1/2" d
 Overlaid Triple Stroke
 ID#: 5494 (120-277VAC)
 ID#: 30782 (12-24VDC)



Directional Systems

877-827-8296



ENTER
 14" h x 34" w x 2 1/2" d
 Double Stroke
 ID#: 20162 (120-277VAC)
 ID#: 52869 (12-24VDC)

Direct traffic at peak hours

Well placed directional signage helps reduce motorist stress as well as increase the revenue generated by both the parking structure and the facility it serves. Illuminated wayfinding and traffic control signage reduces congestion at entrances by eliminating confusion because they are easily seen from the street.

Traffic flow and volume can change from morning to night. Our LED signs give you the flexibility to alter sign messages as traffic changes and reverse the flow of traffic or shift traffic patterns away from congested areas during peak hours.



LOT FULL
 14" h x 18" w x 2 1/4" d
 ID#: 25936 (120-277VAC)
 ID#: 49414 (12-24VDC)



FULL | MONTHLY ONLY
 14" h x 34" w x 2 1/2" d
 ID#: 18144 (120-277VAC)
 ID#: 36338 (12-24VDC)



OPEN | CLOSED
 9" h x 26" w x 2 1/2" d
 Overlaid
 ID#: 50916 (120-277VAC)
 ID#: 52287 (12-24VDC)

Our signs are:

- Controlled by, switch or dry contact relay
- Available in 120-277VAC or 12-24VDC
- Backed by an industry leading warranty



14" h x 7" w x 2 1/2" d
Vertical
 ID#: 5440 (120-277VAC)
 ID#: 30126 (12-24VDC)

14" h x 7" w x 2 1/2" d
Vertical
 ID#: 5439 (120-277VAC)
 ID#: 30128 (12-24VDC)

Double Indicator Dots w/o Hoods

7" h x 14" w x 2 1/2" d
Horizontal
 ID#: 10893 (120-277VAC)
 ID#: 33103 (12-24VDC)

Double Indicator Dots w/ Hoods

7" h x 14" w x 2 1/2" d
Horizontal
 ID#: 7383 (120-277VAC)
 ID#: 33826 (12-24VDC)

Did you know...?

We have a library of tens of thousands of custom messages specific to customers just like you.
Say what you want, say what you need!

Cashier Stations



CASHIER | CLOSED
12" h x 34" w x 2½" d
Overlaid
ID#: 5035 (120-277VAC)
ID#: 52143 (12-24VDC)



MONTHLY | CREDIT CARD ONLY
7" h x 42" w x 2½" d
Overlaid
ID#: 45512 (120-277VAC)
ID#: 52699 (12-24VDC)




CREDIT CARD ONLY | CASHIER | CLOSED
14" h x 26" w x 2½" d
Overlaid
ID#: 11120 (120-277VAC)
ID#: 52142 (12-24VDC)



Direct motorists to open cashier lanes



PERMIT | EXIT ONLY
14" h x 18" w x 2½" d
ID#: 9486 (120-277VAC)
ID#: 52703 (12-24VDC)



CREDIT CARD ONLY
18" h x 18" w x 2½" d
ID#: 48803 (120-277VAC)
ID#: 52700 (12-24VDC)



CASH ONLY
7" h x 34" w x 2¼" d
ID#: 35589 (120-277VAC)
ID#: 52148 (12-24VDC)

Directional Systems

877-827-8296



**CREDIT
CARD**

**CASH OR
CREDIT CARD**

18" h x 18" w x 2½" d
ID#: 48802 (120-277VAC)
ID#: 52701 (12-24VDC)



**CREDIT CARD
ONLY | CLOSED**

18" h x 18" w x 2½" d
Overlaid
ID#: 5481 (120-277VAC)
ID#: 40057 (12-24VDC)



Create a positive user experience

Use our LED signs at automated or attendant operated cashier stations to clearly display which lanes accept cash, credit, parking permits or monthly passes. Intended to complement any payment kiosk or cashier station, our signs allow you to easily inform drivers of payment options or lane closures.

Emphasize the cashier station and attract attention by adding a customized sign to the kiosk or overhead structure. With our full color flatbed printer, we have the capabilities to match color and create custom graphics or utilize an existing logo to keep brand recognition front and center.



Exit →

OPEN

OPEN | CLOSED

7" h x 18" w x 2½" d
Overlaid
ID#: 5887 (120-277VAC)
ID#: 39858 (12-24VDC)

TCIL Series LED Signals

Designed for directing traffic easily and without confusion. Our TCIL series signals have a user serviceable light source and can be customized by LED color and flashing effects.

Available in:


- Horizontal or vertical orientations
- Post or surface mount
- 120-277VAC or 12-24VDC



14" h x 7" w x 6" d
Vertical
ID#: 50937 (120-277VAC)
ID#: 51592 (12-24VDC)

LED Traffic Controller

7" h x 14" w x 6" d
Horizontal
ID#: 52170 (120-277VAC)
ID#: 51593 (12-24VDC)



14" h x 7" w x 5" d
Vertical
ID#: 42242 (120-277VAC)
ID#: 42785 (12-24VDC)

LED Replacement Kit

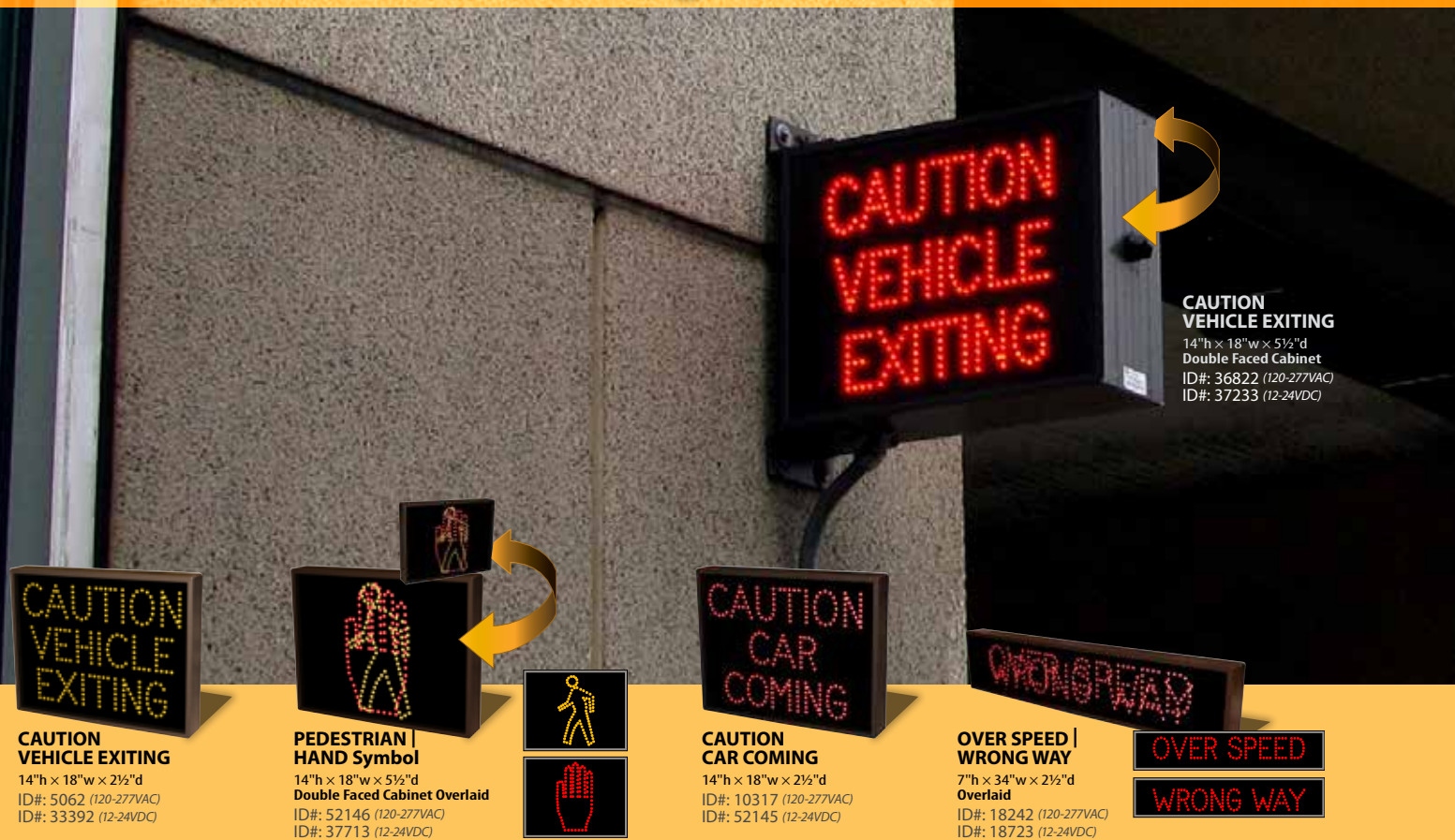
7" h x 14" w x 5" d
Horizontal
ID#: 42241 (120-277VAC)
ID#: 42786 (12-24VDC)

Did you know...?

All of our products can be manufactured to accept a 12-24 VDC input.


Call for a quote today!

Safety and Warning



CAUTION VEHICLE EXITING
14" h x 18" w x 2½" d
ID#: 5062 (120-277VAC)
ID#: 33392 (12-24VDC)

PEDESTRIAN | HAND Symbol
14" h x 18" w x 5½" d
Double Faced Cabinet Overlaid
ID#: 52146 (120-277VAC)
ID#: 37713 (12-24VDC)



CAUTION CAR COMING
14" h x 18" w x 2½" d
ID#: 10317 (120-277VAC)
ID#: 52145 (12-24VDC)

OVER SPEED | WRONG WAY
7" h x 34" w x 2½" d
Overlaid
ID#: 18242 (120-277VAC)
ID#: 18723 (12-24VDC)

OVER SPEED
WRONG WAY

CAUTION VEHICLE EXITING
14" h x 18" w x 5½" d
Double Faced Cabinet
ID#: 36822 (120-277VAC)
ID#: 37233 (12-24VDC)

Promote pedestrian safety at your garage



CAUTION VEHICLE EXITING
14" h x 18" w x 5½" d
Double Faced Cabinet
ID#: 10399 (120-277VAC)
ID#: 33645 (12-24VDC)

CAUTION VEHICLE EXITING
14" h x 18" w x 2½" d
ID#: 5062 (120-277VAC)
ID#: 33392 (12-24VDC)

Directional Systems

877-827-8296



Signs that demand attention

Promote safety in and around your garage. Add LED signs and signals when you need to alert pedestrians and motorists of areas that pose potential safety hazards. Areas with high safety concerns are garage to street transitions, interior overhead clearances, pedestrian crossings in and around the parking structure as well as speeding within the garage.

Combined with a third-party sensor system our LED signs can warn of over height, over speed or exiting vehicles. Add more emphasis to any activated message by adding a beacon strobe, audible alarm or flashing.



CAUTION VEHICLE EXITING
 14" h x 18" w x 5 1/2" d
 Double Faced Cabinet
 ID#: 10399 (120-277VAC)
 ID#: 33645 (12-24VDC)



CAUTION PEDESTRIAN CROSSING
 14" h x 18" w x 2 1/4" d
 ID#: 38603 (120-277VAC)
 ID#: 42886 (12-24VDC)



DO NOT EXIT
 7" h x 34" w x 2 1/4" d
 ID#: 28505 (120-277VAC)
 ID#: 52874 (12-24VDC)



DO NOT ENTER
 7" h x 34" w x 2 1/4" d
 ID#: 25932 (120-277VAC)
 ID#: 52875 (12-24VDC)



SLOW DOWN
 7" h x 34" w x 2 1/4" d
 ID#: 49877 (120-277VAC)
 ID#: 52876 (12-24VDC)



Indicator Dot w/ Hood
 7" h x 7" w x 2 1/2" d
 Flashing
 ID#: 6291 (120-277VAC)
 ID#: 30132 (12-24VDC)



Indicator Dot w/ Hood
 7" h x 7" w x 2 1/2" d
 Flashing
 ID#: 6281 (120-277VAC)
 ID#: 31695 (12-24VDC)



Triple Indicator Dots w/ Hoods
 21" h x 7" w x 2 1/2" d
 Vertical
 ID#: 5618 (120-277VAC)
 ID#: 30842 (12-24VDC)



PEDESTRIAN | HAND Symbol
 14" h x 18" w x 5 1/2" d
 Double Faced Cabinet Overlaid
 ID#: 52146 (120-277VAC)
 ID#: 37713 (12-24VDC)

Did you know...?

We believe in American workers. Our products are proudly engineered, assembled and tested in the USA.

We *personalize* and *accessorize*...

Let us provide a sign that meets **your** unique requirements.

Personalize **your** design with customized selections:

- Message wording, color and font style
- Illumination style – direct-view or backlit
- Custom paint color and finish – including PMS color matching
- Full color graphics and symbols, including PMS color matching for logo branding

Optional Accessories:

- Beacon strobe
- Piezo alarm
- Flasher

Directional
Systems

2201 West 50th Street • Erie, Pennsylvania 16509
Toll Free: **877-827-8296** • Fax: **877-827-8291**

directionalsystems.com

Copyright © 2022 Directional Systems